

## Vasche e lavelli sottopiano *Undermount bowls and sinks*



Le vasche singole, tonde, ovali o quadrate nella versione da sottopiano si installano sotto il top della cucina. Spaziano da misure minime a misure professionali, sono molto alte, con pareti verticali e angoli a raggio minimo e quindi più capienti. La varietà di modelli proposta e il sistema di accessori dedicato moltiplicano esponenzialmente le possibilità combinatorie. L'area lavaggio diventa uno spazio flessibile e organizzato, che si adatta in modo sartoriale ad esigenze e abitudini diverse.

*Round, oval or square single undermount bowls are installed under the kitchen countertop. They range from minimal to professional sizes, they're very high, with vertical walls and corners with minimal radius which make them more capacious. The variety of models and the range of dedicated accessories increase exponentially the possible solutions. The washing area becomes a flexible and organised working space which can be adapted to meet perfectly all kinds of daily needs.*



**VDS 25**  
**BASE 45**

**410 €**

Vaschetta sottopiano tonda Ø 25  
*Small undermount round bowl Ø 25*

**Dimensioni**  
*Measurements*

Dimensione totale *Total measurements* Ø 29 cm H 27,7 cm  
Dimensione utile *Working size* Ø 25 cm H 18 cm  
Dimensione foro incasso *Cutout size* Ø 26,7 cm  
Senza pomello apertura/chiusura tappo  
*Without control knob for opening/closing of the plug*

**Accessori**  
*Accessories*

**S Ø 26** Scolapiatti inox *Stainless steel drainer*  
**TL Ø 26** Tagliere in teak *Teak chopping board*  
**CS Ø 24** Cestello *Basket*  
**CO Ø 25** Colapasta *Colander*  
**TE Ø 25** Tegame con coperchio *Pot with lid*



**VS 35**  
**BASE 45**

**490 €**

Vasca sottopiano tonda Ø 35  
*Undermount round bowl Ø 35*

Dimensione totale *Total measurements* Ø 41 cm H 27,7 cm  
Dimensione utile *Working size* Ø 35 cm H 18 cm  
Dimensione foro incasso *Cutout size* Ø 36,7 cm  
Dimensione foro incasso pomello *Cutout size for control knob* Ø 2,5 cm

**S Ø 36** Scolapiatti inox *Stainless steel drainer*  
**TL Ø 36** Tagliere in teak *Teak chopping board*  
**CS Ø 35** Cestello *Basket*



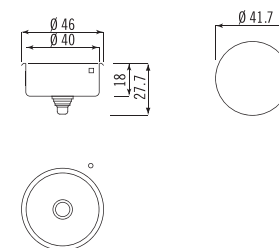
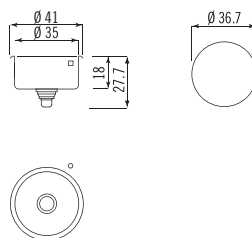
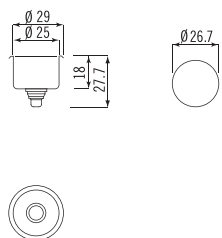
**VS 40**  
**BASE 60**

**550€**

Vasca sottopiano tonda Ø 40  
*Undermount round bowl Ø 40*

Dimensione totale *Total measurements* Ø 46 cm H 27,7 cm  
Dimensione utile *Working size* Ø 40 cm H 18 cm  
Dimensione foro incasso *Cutout size* Ø 41,7 cm  
Dimensione foro incasso pomello *Cutout size for control knob* Ø 2,5 cm

**S Ø 41** Scolapiatti inox *Stainless steel drainer*  
**TL Ø 41** Tagliere in teak *Teak chopping board*  
**CS Ø 35** Cestello *Basket*






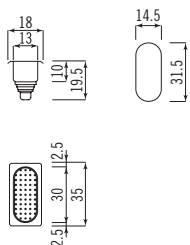
**VDS 3013  
BASE 30**

**350 €**

Vaschetta ovale sottopiano 31,5x14,5 cm ideale per tritarifiuti  
*Small undermount oval bowl 31,5x14,5 cm ideal for garbage disposal*

Dimensione totale *Total measurements* 35x18 H 19,5 cm  
Dimensione utile *Working size* 30x13 H 10 cm  
Dimensione foro incasso *Cutout size* 31,5x14,5  
Senza pomello apertura/chiusura tappo  
*Without control knob for opening/closing of the plug*

Bacinella ovale con fondo forato di serie *Oval basin with perforated bottom included*

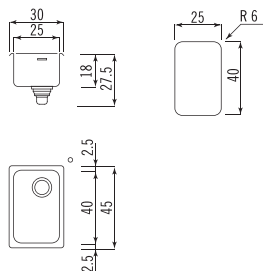


**VS 40/25-D  
BASE 45**

**410 €**

Vasca sottopiano 40x25 cm. Versione destra  
*Right undermount bowl - 40x25 cm*

Dimensione totale *Total measurements* 45x30 cm H 27,5 cm  
Dimensione utile *Working size* 40x25 cm H 18 cm  
Dimensione foro incasso *Cutout size* 40x25 cm - R 6  
Dimensione foro incasso pomello *Cutout size for control knob* Ø 2,5 cm

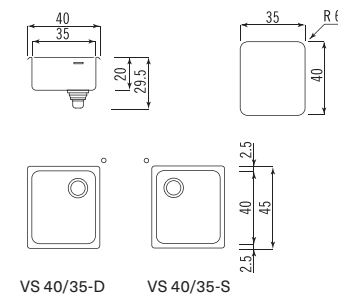


**VS 40/35-D | VS 40/35-S  
BASE 45**

**550 €**

Vasca sottopiano 40x35 cm. Versione destra o sinistra  
*Undermount bowl - 40x35 cm. Right or left version*

Dimensione totale *Total measurements* 45x40 cm H 29,5 cm  
Dimensione utile *Working size* 40x35 cm H 20 cm  
Dimensione foro incasso *Cutout size* 40x35 cm - R 6  
Dimensione foro incasso pomello *Cutout size for control knob* Ø 2,5 cm



VS 40/35-D VS 40/35-S

**S 41x36** Scolapiatti inox *Stainless steel drainer*  
**TL 41x35** Tagliere in teak *Teak chopping board*  
**BF 10** Bacinella inox con fondo forato *Stainless steel basin with perforated bottom*

Vasche sottopiano raggio 60 scarico laterale  
*Undermount bowls radius 60 lateral drain*

Dimensioni  
*Measurements*

Accessori  
*Accessories*

Vasche sottopiano raggio 60 scarico laterale  
Undermount bowls radius 60 lateral drain



**VS 40/40-D | VS 40/40-S**  
**BASE 60**

**570 €**

Vasca sottopiano - 40x40 cm. Versione destra o sinistra  
Undermount bowl - 40x40 cm. Right or left version

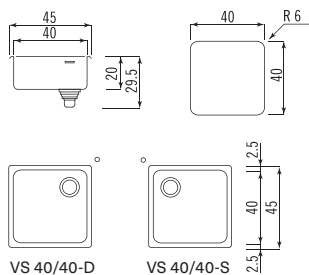
Dimensioni  
Measurements

Dimensione totale *Total measurements* 45x45 cm H 29,5 cm  
Dimensione utile *Working size* 40x40 cm H 20 cm  
Dimensione foro incasso *Cutout size* 40x40 cm - R 6  
Dimensione foro incasso pomello *Cutout size for control knob* Ø 2,5 cm

Accessori  
Accessories

**S 41x41** Scolapiatti inox *Stainless steel drainer*  
**TL 41x41** Tagliere in teak *Teak chopping board*  
**BF 10** Bacinella inox con fondo forato *Stainless steel basin with perforated bottom*

**ALPES-INOX®**





**VS 40/34-C**  
**BASE 45**

**550 €**

Vasca sottopiano 40x34 cm  
*Undermount bowl 40x34 cm*

Dimensione totale *Total measurements* 43,6x37,6 cm H 29,5 cm  
Dimensione utile *Working size* 40x34 cm H 20 cm  
Dimensione foro incasso *Cutout size* 40x34 cm – R 6  
Dimensione foro incasso pomello *Cutout size for control knob* Ø 2,5 cm

**TL 41x35** Tagliere in teak *Teak chopping board*  
**BF 10** Bacinella inox con fondo forato *Stainless steel basin with perforated bottom*



**VS 40/40-C**  
**BASE 60**

**570 €**

Vasca sottopiano 40x40 cm  
*Undermount bowl 40x40 cm.*

Dimensione totale *Total measurements* 43,6x43,6 cm H 29,5 cm  
Dimensione utile *Working size* 40x40 cm H 20 cm  
Dimensione foro incasso *Cutout size* 40x40 cm – R 6  
Dimensione foro incasso pomello *Cutout size for control knob* Ø 2,5 cm

**S 41x41** Scolapiatti inox *Stainless steel drainer*  
**TL 41x41** Tagliere in teak *Teak chopping board*  
**BF 10** Bacinella inox con fondo forato *Stainless steel basin with perforated bottom*



**VS 40/50-C**  
**BASE 60**

**580 €**

Vasca sottopiano 40x50 cm  
*Undermount bowl 40x50 cm*

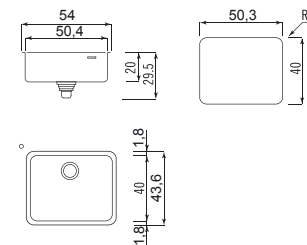
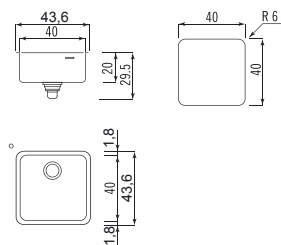
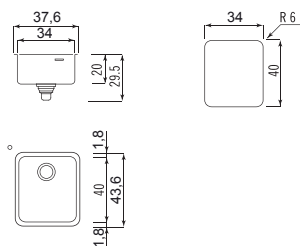
Dimensione totale *Total measurements* 43,6x54 cm H 29,5 cm  
Dimensione utile *Working size* 40x50,4 cm H 20 cm  
Dimensione foro incasso *Cutout size* 40x50,3 cm – R 6  
Dimensione foro incasso pomello *Cutout size for control knob* Ø 2,5 cm

**S 41x51** Scolapiatti inox *Stainless steel drainer*  
**TL 41x51** Tagliere in teak *Teak chopping board*  
**BF 10** Bacinella inox con fondo forato *Stainless steel basin with perforated bottom*

Vasche sottopiano raggio 60 scarico centrale  
*Undermount bowls radius 60 central drain*

Dimensioni  
*Measurements*

Accessori  
*Accessories*







**LS 50x58/1V1B**  
BASE 60

750 €

Lavello sottopiano 50x58 cm con vasca raggio 60 e vaschetta ovale con bacinella estraibile. Predisposto con foro per rubinetteria  
*Undermount sink 50x58 cm with bowl radius 60 and oval small bowl with removable basin. Sink is supplied with tap hole*

Dimensioni  
Measurements

Dimensione lavello *Sink size* 50x58 cm H 31cm  
Dimensione vasca *Bowl size* 40x30 cm H 20,3 cm  
Dimensioni vaschetta ovale *Oval bowl size* 30x13 cm H 10 cm  
Dimensione foro incasso *Cutout size* 45x53 cm – R 6

Accessori  
Accessories

**BF 10** Bacinella inox con fondo forato *Stainless steel basin with perforated bottom*



**LS 50x68/1V1B**  
BASE 80

860 €

Lavello sottopiano 50x68 cm con vasca raggio 60 e vaschetta ovale con bacinella estraibile. Predisposto con foro per rubinetteria  
*Undermount sink 50x68 cm with bowl radius 60 and oval small bowl with removable basin. Sink is supplied with tap hole*

Dimensione lavello *Sink size* 50x68 cm H 31cm  
Dimensione vasca *Bowl size* 40x40 cm H 20,3 cm  
Dimensioni vaschetta ovale *Oval bowl size* 30x13 cm H 10 cm  
Dimensione foro incasso *Cutout size* 45x63 cm – R 6

**S 41x41** Scolapiatti inox *Stainless steel drainer*

**TL 41x41** Tagliere in teak *Teak chopping board*

**BF 10** Bacinella inox con fondo forato *Stainless steel basin with perforated bottom*

